

# AIR-S26

Passive  
installation  
subwoofer



AIR series has been created as a series of installation-dedicated speakers, backed up with various mounting hardware options for ease and versatility of set-up.

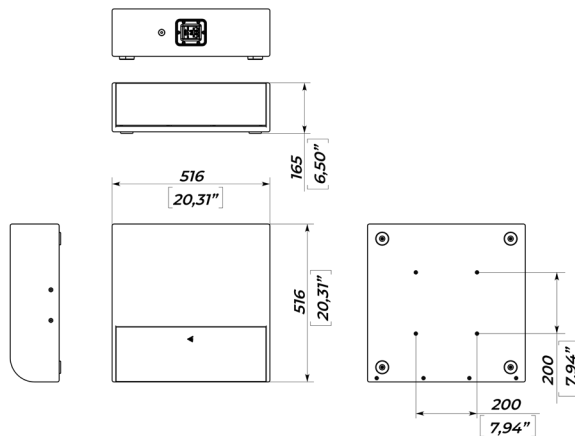
Installation subwoofers benefit from an interior-friendly form factor, complete with several neat mounting options, including wall or ceiling placement.

AIR-S26 is a subcompact subwoofer tailor-made to bring a smooth and deep low-frequency reinforcement into settings where space is critical and visual low profile is a must. It is based on two 6,5" high excursion woofers and has an improved vent design to eliminate the possibility of the slightest noises even when listened to at a very close range.

Additionally, AIR-S26 can be mounted onto the wall using the rear or side mounting points.



## DIMENSIONS



## SPECIFICATIONS

Frequency Response (-10dB)	41 - 200 Hz
Max SPL <sup>1</sup>	130,5 dB
Sensitivity (1W/1m)	94 dB
LF driver	2x 6,5", 1,75" VC
Impedance	4 Ohm
Nominal power <sup>2</sup>	300 W
Connectors	Phoenix
Dimensions (W×H×D)	516 x 165 x 516 mm 20,3" x 6,5" x 20,3"
Weight net / shipping	13,9 kg / 14,9 kg 30,6 lbs / 32,8 lbs
Mounting	VESA 200 x 200 AIR-CB-26 ceiling mounting points M10 safety mounting point
Weather protection	IP54 rated
Enclosure material	Plywood, wear-resistant paint
Speaker protection	Steel grill, acoustically transparent backing

<sup>1</sup> - pink noise, filtered according to AES 2 - 2012, crest factor 12 dB  
<sup>2</sup> - based on transducer power measured according to AES 2 - 2012

## SAFETY INSTRUCTIONS

1. Do not pour liquids on the speaker system - this may cause driver cone destruction and an unappealing speaker appearance. Do not allow direct sunlight on the speaker cone in order to prevent premature failure. Do not install a speaker system near open flames or heating elements.
2. Do not use a speaker system with damaged connectors or speaker cables so as not to cause an electric shock hazard or fire hazard.
3. Make sure the speaker system is firmly set up on the floor, stage, or wall (where applicable).
4. While setting the speaker system up on an angled or slippery surface, make the necessary arrangements to avoid vibration-induced movement.
5. Speaker system is capable of delivering significant sound pressure levels. To avoid permanent or temporary hearing damage, prolonged exposure to sound pressure levels exceeding 90 dB should be limited.

## CONNECTIONS

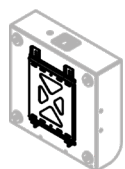
Always use a high-pass filter (HPF) to prevent speaker damage and distorted sound by eliminating low non-audible frequencies in the input signal.

Do not exceed input power ratings mentioned in specifications while exploiting the speaker system.

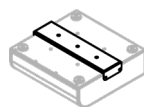
The speaker system comes with a Phoenix terminal for easy connection.

Signal +	+ terminal
Signal -	- terminal
HPF frequency, no less than	45 Hz
HPF order, no less than	18 dB/oct
Recommended amplifier power	300 - 600 W on nominal impedance

## ACCESSORIES



**AIR-WB**  
Wall mounting  
for AIR-S26



**AIR-CB-26**  
Ceiling mounting  
for AIR-S26