

DATA SHEET

Qt® EMITTER

SOUND MASKING EMITTER

MODEL NUMBER: E-A-W (WHITE), E-A-B (BLACK)



Qt® Emitters are the backbone of the Cambridge Qt® X sound masking system. Qt Emitters are wide dispersion (nearly 180 degrees) direct field devices with 1.25" (3.17 cm) drivers and are smaller than a coffee mug. Emitters have DIP switches that allow their volume to be reduced 9 dB in 3 dB decrements. Emitters deliver four uncorrelated audio channels, automatically eliminating phasing. Emitters are plenum-rated, ETL listed, and comply with UL 2043. Each Emitter comes standard with a slip-ring mount for acoustical tile mounting. These features, along with plug and play installation and easy configuration capability, make Cambridge Qt® X systems the most intelligently engineered and most effective sound masking systems on the market today.

FEATURES

- Wide dispersion direct field speakers with 1.25" (3.17 cm) drivers
- Small driver size results in nearly 180° dispersion of direct field sound masking
- Reduces acoustical interference by using four uncorrelated channels
- DIP switches attenuate the volume level up to 9 dB in 3 dB decrements for easy micro-zoning
- Plug and play installation and easy configuration
- Comes standard with slip ring for acoustical tile mounting
- CE marked, ETL listed, and RoHS compliant
- Evaluated to the requirements of UL 2043 and is suitable for use in air handling spaces
- Covered by Biamp Systems' five-year warranty

ARCHITECTS & ENGINEERS SPECIFICATION

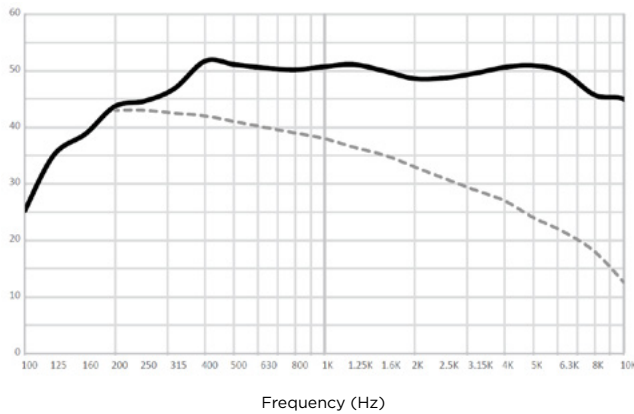
The emitter shall consist of a single 1.25" (3.17 cm) full range driver installed in a sealed airtight enclosure. The enclosure and grille shall be one piece with material meeting UL Standard 2043 requirements for heat and smoke release in accordance with the provisions of the following codes: National Electric Code, NFPA 70; International Mechanical Code, NFPA 5000; Standard for the Installation of Air Conditioning and Ventilating Systems, and NFPA 90A. Patented internal wiring between the RJ45 connectors shifts pairs by one so that emitters naturally sequence between 4 mutually non-coherent sound masking generators to eliminate phase cancellation between drivers. This allows for up to 60 emitters to be driven by one standard RJ45 CAT cable between emitters. Input and output receptacles shall be standard RJ-45 quick connect network type with positive locking. A twist-and-lock mounting ring shall be provided for quick and secure mounting in ceiling materials. The enclosure shall provide a secondary attachment for a security cable where required by local authorities. Warranty shall be 5 years. The emitter shall be a Qt® Emitter.

Qt EMITTER SPECIFICATIONS

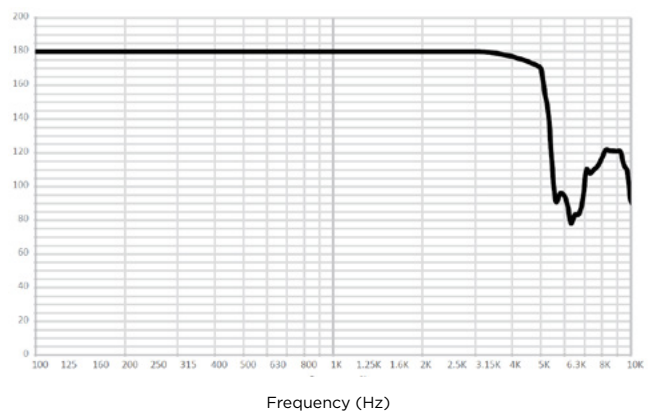
Emitter Type:	Passive with transformer	Driver Diameter:	1.25" (32mm)
Frequency Response¹:		Enclosure:	Sealed
Sound Masking:	200Hz to 6.3kHz	Color:	White
Music/Paging:	200Hz to 10kHz	Product Dimensions	
SPL¹:		Overall Diameter:	3.25 inches (83mm)
Minimum Masking SPL (@ 1m):	30dBA	Depth:	2.5 inches (64mm)
Maximum Masking SPL (@ 1m):	57dBA	Weight:	5.6 oz. (159g)
Maximum Music/Paging SPL (@ 1m):	56dBA	Installation Cutout Diameter:	2.68 inches (68mm)
Nominal Impedance:	3.6 kΩ	Included Accessories:	Acoustic Ceiling Tile Mounting Ring UTP Cable (16ft/30ft)
Nominal Dispersion:	170° conical / half space	Compliance:	ETL listed (USA and Canada) CE Marked (Europe) RoHS Directive (Europe) Evaluated to the requirements of UL 1480a and UL 2043 and is suitable for use in air handling spaces
Channel Selection:	4 Auto-Sequencing and Repeating Channels		
Selectable Attenuation:	0 dB, -3 dB, -6 dB, -9 dB		
I/O Connectors:	2 RJ-45 connectors		
Cabling:	Category UTP Cabling (8 conductor)		
Maximum Power Consumption:	.02 W		

¹ Specifications based on emitter array using published layout practices in conjunction with Qt Control Processor.

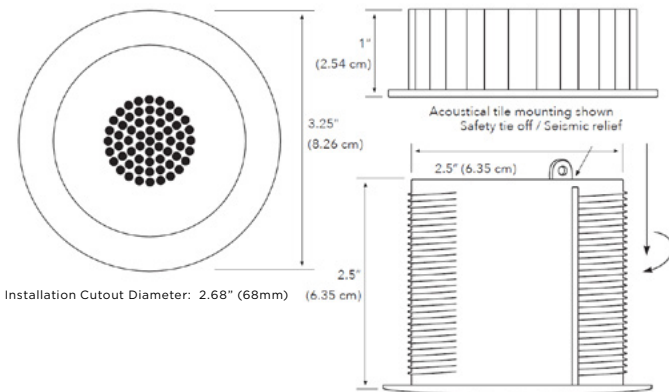
FREQUENCY RESPONSE (dB SPL)



BEAMWIDTH (Degrees)



DIMENSIONS



OPTIONAL ACCESSORIES

Description	SKU
Universal Bracket	UB-(B = Black / W = White)
Drywall Mount	DM
Beam Bracket	BB-(B = Black / W = White)
Drywall Conduit Mount	CM
Plenum Back Can	PB
Emitter Cap (Black)	EC-B
Emitter Cap (White)	EC-W
Room Control	QT-RC2

Biamp, Cambridge, Qt, and QtPro are either trademarks or registered trademarks of Biamp Systems, LLC in the United States and other countries. Other product names referenced may be trademarks or registered marks of their respective owners and Biamp Systems is not affiliated with or sponsored by these companies.



✉ biampinfo@biamp.com

☎ +1 503 641 7287

🌐 www.biamp.com

CMSDS-602-2007-EN-R3