

AIR-82

Installation speaker

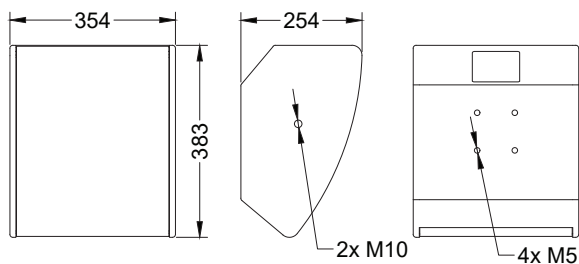
AIR series has been created as the series of installation-dedicated speakers, backed-up with various mounting hardware options for ease and versatility of set-up.

Benefiting from truly point-source design based on coaxial and full-range speakers, AIR series opens a new dimension for speaker placement to achieve best possible coverage while keeping sound system visual imprint to the lowest possible minimum.

Passive installation speaker, AIR-82 comes in extremely compact size, featuring 8" coaxial woofer. The model has numerous mounting options, providing usability for each and every project.



DIMENSIONS



SPECIFICATIONS

Frequency Response (-10dB)	80 - 18000 Hz
Max SPL ¹	127 dB
Sensitivity (1W/1m)	94 dB
Driver	8" coaxial
Nominal Coverage (H x V)	90° x 90°
Impedance	4 / 8 / 16 Ohm
Nominal power ²	250 W
Connectors	Barrier strip
Dimensions (W×H×D)	354x383x254 mm
Net weight	9,5 kg
Shipping weight	10,5 kg
Mounting	VESA 75x75 3x M10 Mounting points
Enclosure material	Plywood, wear-resistant paint
Speaker protection	Steel grill, acoustically transparent backing

¹ - pink noise, filtered according to AES 2 - 2012, crest factor 9 dB

² - based on transducer power measured according to AES 2 - 2012

CONNECTIONS

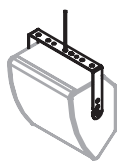
Use Hi-pass filter to prevent speaker damage and distorted sound by eliminating low non-audible frequencies in input signal.

Do not exceed input powers, abovementioned in specifications, while exploiting the speaker system.

Speaker system comes with barrier strip screw terminals for connection to amplifier.

Signal +	Terminal +
Signal -	Terminal -
High pass filter:	
Freq, no less than	60 Hz
Order, no less than	18 dB/oct
Recommended amplifier power	250 - 500 W on nominal impedence

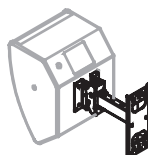
ACCESSORIES



LAIR-82
Mounting bracket



WA-18
Mounting plaque



WA-25
Wall mount adapter

SAFETY INSTRUCTIONS

1. Do not pour liquids on speaker system - this may cause driver cone destruction and unappealing speaker appearance. Do not allow direct sunlight on speaker cone in order to prevent premature failure. Do not install speaker system near open flames or heating elements.

2. Do not use speaker system with damaged speaker or speaker cable so as not to cause electric shock hazard or fire hazard.

3. Make sure speaker system is firmly set up on the floor, stage, or wall (where applicable).

4. While setting speaker system up onto an angled or slippery surface, make the necessary arrangements to avoid vibration-induced movement.

5. Speaker system is capable of delivering significant sound pressure levels. To avoid permanent or temporary hearing damage, prolonged exposure to sound pressure levels exceeding 90 dB should be limited.