

C2800FDi DSP power amplifier 2x1400W, install



- Installation DSP amplifier, Euroblock connectors
- Fully integrated professional speaker processing with FIR Drive technology
- Market leading acoustic performance and rock solid reliability
- Low Z and 70/100V operation and power saving standby mode
- Intuitive system control software, makes setup and control easy

Technical specifications

Load Impedance	2 Ω	2.7 Ω	4 Ω	8 Ω
Maximum Output Power, Single Channel	2300 W	2000 W	1400 W	700 W
Maximum Output Power, Dual Channel	2200 W	1800 W	1300 W	650 W
Maximum Output Power, Bridged	-	-	4400 W	2600 W
High Impedance	70 V Operation		100 V Operation	
Maximum Output Power, Dual Channel	2 x 1250 W		2 x 2500 W	
Maximum Output Power, Bridged	Not recommended			

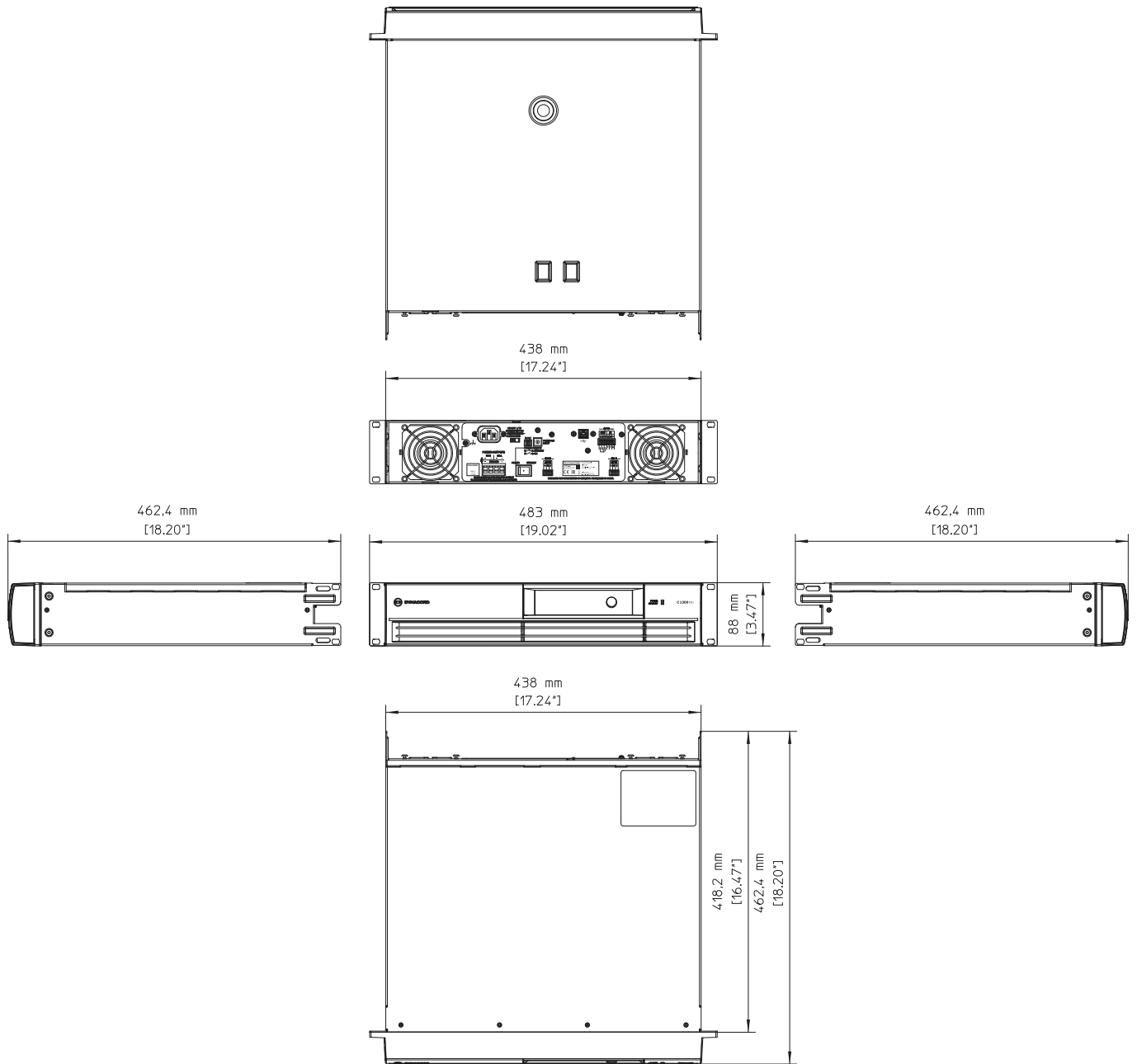
Maximum RMS Voltage Swing THD = 1%, 1 kHz	78.8 V
Voltage Gain Ref. 1 kHz	32.0 dB
THD at 900 W/4 Ω MBW = 80 kHz, 1 kHz	< 0.05%
IMD-SMPTE , 60 Hz, 7 kHz	< 0.1%
DIM30 , 3.15 kHz, 15 kHz	< 0.05%
Maximum Input Level	+21 dBu
Crosstalk ref. 1 kHz, at 100 W/4 Ω	< -80 dB

Frequency Response, ref. 1 kHz	10 Hz to 21 kHz (± 1 dB)
Input Impedance, Active Balanced	20 k Ω
Signal to Noise Ratio Amplifier, A-weighted, ref to Max. Output Power @ 8 Ω	>107 dB
Output Noise, A-weighted	< -68 dBu
Output Stage Topology	Class H
Power Requirements	240 V, 230 V, 120 V or 100 V; 50 Hz to 60 Hz (factory configured)
Power Consumption 1/8 Maximum Output Power @ 4 Ω	700 W
Mains Fuse	240 V/230 V: T15AH; 120 V/100 V: T25AH
Protection	Audio limiters, high temperature, DC, HF, Back-EMF, Peak current limiters, Inrush current limiters, Turn on delay
Cooling	Front-to-rear, 3-stage-fans
Ambient Temperature Limits	+5°C to +40°C (40°F to +105°F)
Safety Class	I
Color	Black
Dimensions (W x H x D), mm	483 x 88 x 462.4
Weight	16.2 kg (35.7 lb)
Remote Power ON/GPIO	Power remote via switch, delay time selectable Floating relay contacts (show protect mode) Inputs for preset selection
Signal Processing	FIR Filters, Audio Limiters Output delay per channel, 31 band GEQ per channel, PEQ per channel, Load impedance
Optional	PC remote control software

Test signal for max. output power according IHF-A-202 (Dynamic-Headroom, burst 1 kHz/20 ms on/480 ms off/low level -20 dBu).

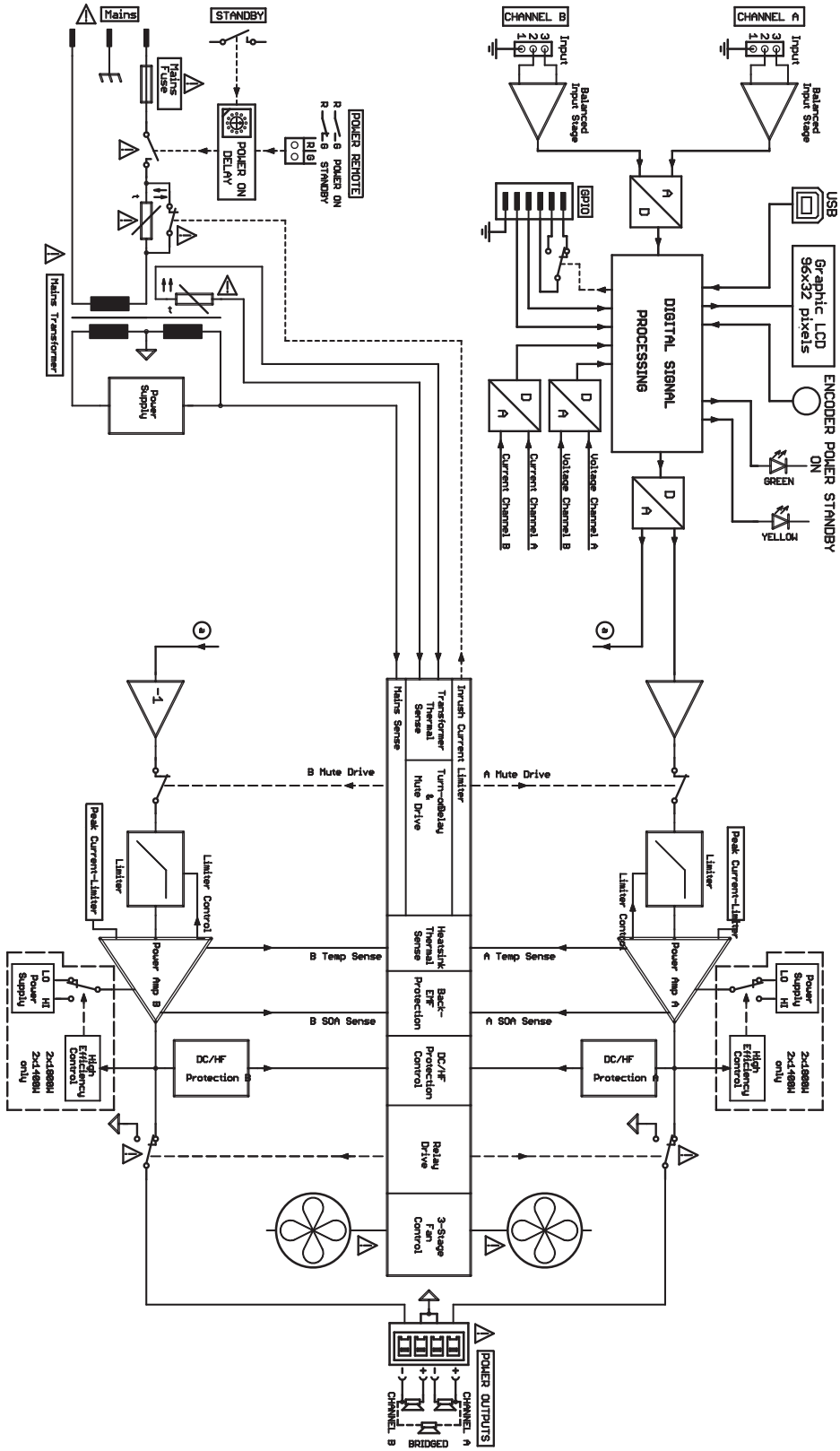
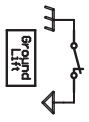
Input power exceeds 1.1 times rated power consumption with 2 Ω load in Dual mode or 4 Ω load in Bridged mode.

C2800FDi is the recommended amplifier for 70V Direct Drive. Amplifier operated in Dual Channel mode.



Dimensions

SAFETY COMPONENT MUST BE REPLACED BY ORIGINAL PART



Block diagram

Ordering information

DSP power amplifier 2x1400W, install AU

DSP power amplifier 2 x 1400W @ 4 ohms with FIR Drive, 70V/100V output, GPI remote power, black, Australian region
Order number **C2800FDI-AU**

DSP power amplifier 2x1400W, install CN

DSP power amplifier 2 x 1400W @ 4 ohms with FIR Drive, 70V/100V output, GPI remote power, black, Chinese region
Order number **C2800FDI-CN**

DSP power amplifier 2x1400W, install EU

DSP power amplifier 2 x 1400W @ 4 ohms with FIR Drive, 70V/100V output, GPI remote power, black, European region
Order number **C2800FDI-EU**

DSP power amplifier 2x1400W, install JP

DSP power amplifier 2 x 1400W @ 4 ohms with FIR Drive, 70V/100V output, GPI remote power, black, Japanese region
Order number **C2800FDI-JP**

DSP power amplifier 2x1400W, install UK

DSP power amplifier 2 x 1400W @ 4 ohms with FIR Drive, 70V/100V output, GPI remote power, black, UK region
Order number **C2800FDI-UK**

DSP power amplifier 2x1400W, install US

DSP power amplifier 2 x 1400W @ 4 ohms with FIR Drive, 70V/100V output, GPI remote power, black, North American region
Order number **C2800FDI-US**

RMK-15

Rack Mount Kit for amplifiers, Length 15,5"; 1L/1R
Order number **DC-RMK15**

Bosch Security Systems B.V.
Torenallee 49
5617 BA Eindhoven
Netherlands

www.dynacord.com