

CM20DTS

4.25" two-way, thin edge ceiling
loudspeaker



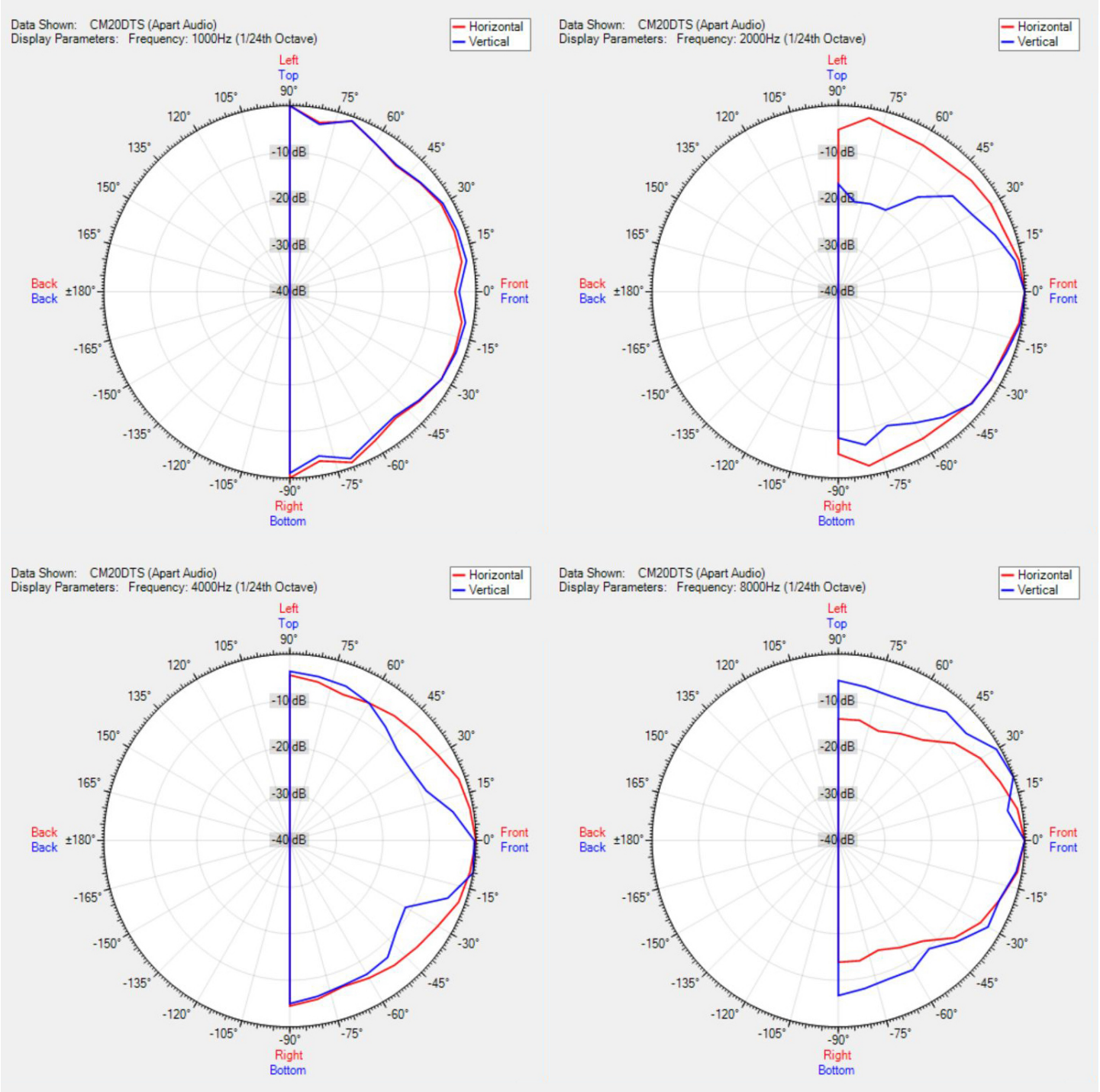
The versatile CM20DTS 4.25" two-way design built-in ceiling loudspeaker produces a dynamic and warm sound ideal for high-quality background music and voice reproduction. The back can with only 83.5mm (3.287") built-in depth is probably the shallowest in his kind.

The uncompromised sound quality and controlled sound performance makes it suitable for any kind of ceiling structure. The CM20DTS has a rotatable 70/100 volt power tapping selector on the front and offers 16 ohms connectivity. The thin edge grille with integrated neodymium grille fixing magnets will blend this top-notch loudspeaker in any design environment.



TECHNICAL SPECIFICATIONS


outside diameter in mm	223	depth in mm	84
cutout in mm	193	installation grip range in mm	3 - 41
loudspeaker system	2-way	woofer size in inch	4.25
woofer cone material	coated paper	tweeter size in inch	1
mounting system	2 screws	colour	white
100V transformer power taps in watts	20 - 10 - 5 - 2.5	70V transformer power taps in watts	20 - 10 - 5 - 2.5 - 1.25
impedance in ohms	16	low impedance dynamic power in watts	60
low impedance RMS power in watts	40	SPL 1W/1m in dB	88
max SPL 1m in dB	104	frequency response in Hz	80 - 20K
main construction material	ABS plastic	grille main material	steel
IP rating		applicable low impedance	yes
applicable in 100V	yes	Horizontal dispersion angle 1000 Hz	180°
Vertical dispersion angle 1000 Hz	180°	closest RAL colour (subject to deviations)	RAL9010
Net weight product in kg	2.05		

POLAR PLOTS




MORE PICTURES







ACCESSORIES**SQGR**

Optional square grille for CM Design Series-sold per 12 pcs