


CM608D

6.5" two-way, thin edge ceiling
loudspeaker, white



The CM608D 6.5" two-way built-in low impedance loudspeaker is very suitable for the distribution of background music. It provides a warm background sound and can be used with a standard hi-fi amplifier.

This loudspeaker is easy to install, due to its handy Quick Fit connector, an in and out push terminal for loudspeaker wire connection up to 2.5 mm. The RAL paintable thin edge grille makes it easy to integrate high quality background sound with any interior. The CMD608D is the design version of our reference install built-in loudspeaker the CM608.

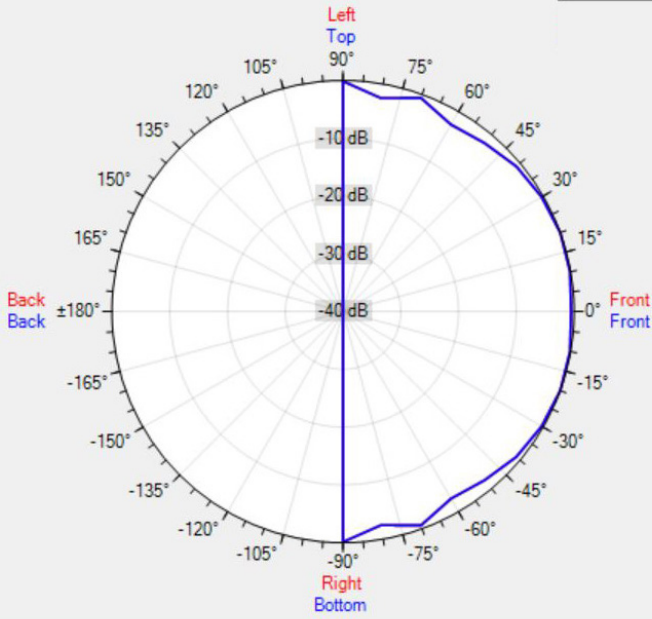
TECHNICAL SPECIFICATIONS

outside diameter in mm	210	depth in mm	75
cutout in mm	186	installation grip range in mm	2 - 25
loudspeaker system	2-way	woofer size in inch	6.5
woofer cone material	polypropylene	tweeter size in inch	1
mounting system	3 screws	colour	white
impedance in ohms	8	low impedance dynamic power in watts	60
low impedance RMS power in watts	40	SPL 1W/1m in dB	92
max SPL 1m in dB	104	frequency response in Hz	60 - 20K
main construction material	ABS plastic	grille main material	steel
IP rating	50	applicable low impedance	yes
applicable in 100V	no	Vertical dispersion angle 1000 Hz	180°
closest RAL colour (subject to deviations)	RAL9010	Net weight product in kg	1.24

POLAR PLOTS

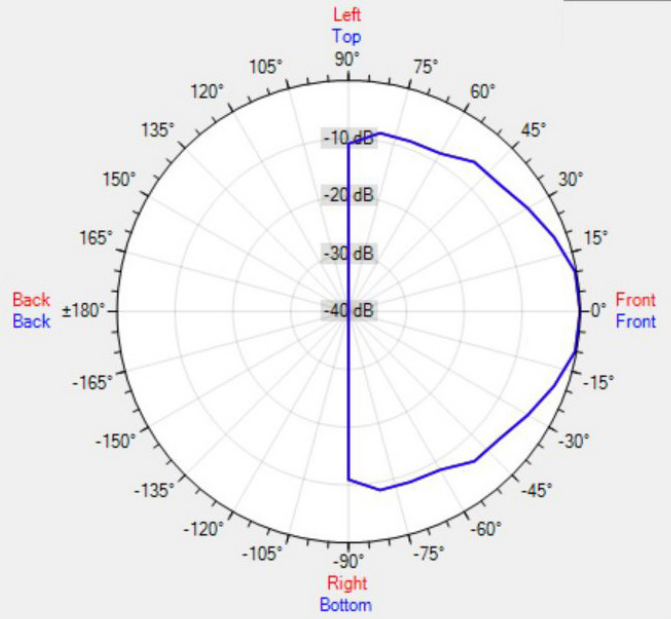
Data Shown: CM608 (Apart Audio)
Display Parameters: Frequency: 1000Hz (1/24th Octave)

Horizontal
Vertical



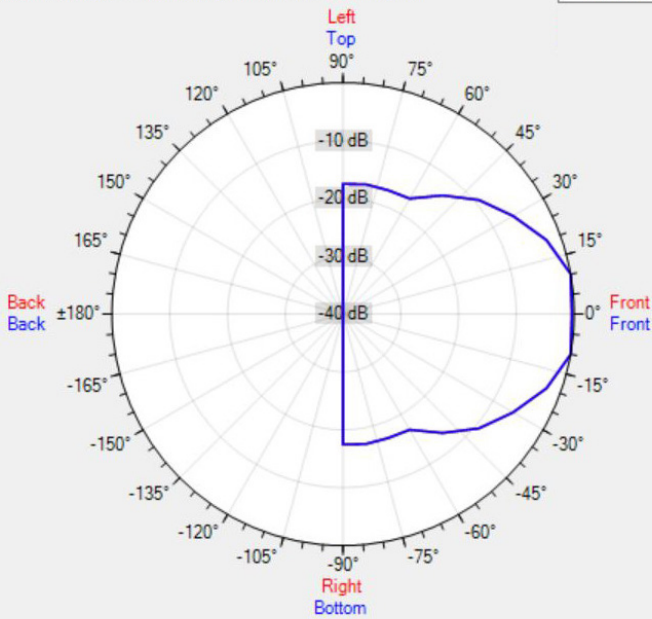
Data Shown: CM608 (Apart Audio)
Display Parameters: Frequency: 2000Hz (1/24th Octave)

Horizontal
Vertical



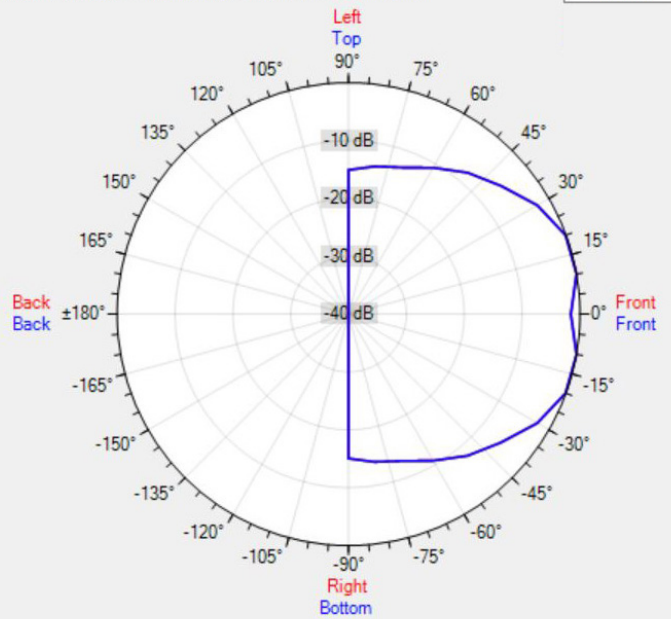
Data Shown: CM608 (Apart Audio)
Display Parameters: Frequency: 4000Hz (1/24th Octave)

Horizontal
Vertical





Data Shown: CM608 (Apart Audio)
Display Parameters: Frequency: 8000Hz (1/24th Octave)

Horizontal
Vertical



MORE PICTURES



ACCESSORIES**SQGR**

Optional square grille for CM Design Series-sold per 12 pcs