

T-103E(3D Ultra HD 4Kx2K@60Hz HDMI 1X4 SPLITTER)

HDMI SPLITTER

User Manual

HDMI 1x4 Splitter

(3D Ultra HD 4Kx2K@60Hz HDCP2.2)

Bring High-Definition to your life!

T-103E(3D Ultra HD 4Kx2K@60Hz HDMI 1X4 SPLITTER)

Thank you for purchasing our product. To ensure safety and many years' trouble-free operation of the product, please read the manual carefully before using this product.

1.0 Introduction:

HDMI Splitter is a product which can distribute HDMI signal without loss to one or more high definition display device such as HDTV. It can optimize your home theatre system to the best effect.

HDMI signal is distributed from source device such as DVD, Satellite Receiver, Set-Top Box, DV Camera, A/V Receiver and other HDMI enabled device to high definition display device such as HDTV and HDMI Flat panel Display.

2.0 Features:

1. Fully HDMI 2.0 specification compliant. It is applicable to source device and high definition display device ,such as DVD and HDTV which have HDMI Ports or digital ports and are compliant with HDCP1.1/1.2/1.4/2.2 protocol.
2. Support high resolutions:480i/p,576i/p,720i/p,1080i/p,4Kx2K@60Hz.
3. Support 30/36 dark, extended color space support, including:SYCC601 、 Adobe RGB 、 AdobeYCC601
4. Blu-ray DVD 24/50/60fs/HD-DVD/xvYCC.
5. Audio formats DTS-HD/Dolby-trueHD/LPCM7.1/DTS/Dolby-AC3 and DSD.
6. Extend the transmission distance and improve transmission signal.
7. Compatible with DVI by using HDMI to DVI adapter.
8. Plug- and -play.
9. Metal casing design and overall shielding without signal interference.
- 10.Led indicates signal and power mode.
- 11.Power supply (please refer to technical parameter).
- 12.Support 3D.

3.0 Packaging accessories:

1. HDMI 1x2 Splitter-----1 Pcs
2. 5V DC Power Adaptor-----1 Pcs
3. User Manual-----1 Pcs

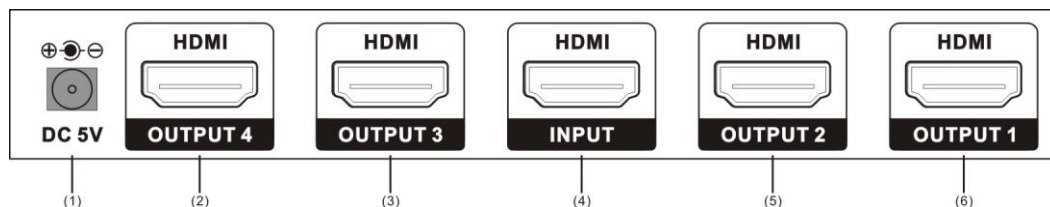
4.0 Technical parameters

HDMI Source Input Port-----	1
Display Device Output Port-----	2
Source Port Connector-----	19 PIN HDMI
Display Device Port Connector-----	19 PIN HDMI
HDCP Compliant-----	YES
Single Link Range-----	4096x2160
Input Video Signal-----	0.5-1.0 Volts P-P
Input DDC Signal-----	5 Volts P-P(TTL)
Deep Color-----	48 bit
HDMI Version-----	HDMI2.0
Bandwidth-----	Up to 340Mhz
Signal Speed-----	Up to 18Gbps
The length of input cable-----	PS4≤10M; BLUE DVD≤10M
The length of output cable-----	≤10M
The cable standard-----	28AWG HDMI2.0

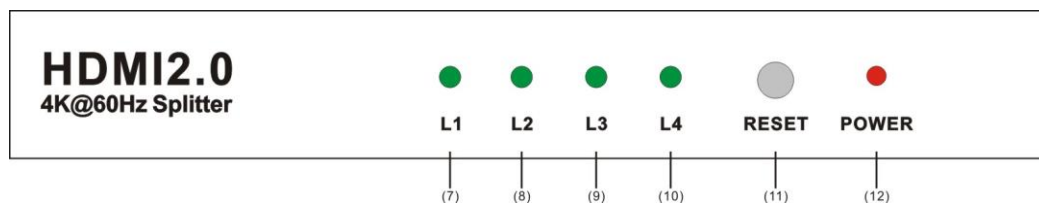
T-103E(3D Ultra HD 4Kx2K@60Hz HDMI 1X4 SPLITTER)

Vertical Frequency Range-----	60Hz
Power Consumption(max.)-----	3.5Watts
Operation Temperature-----	0°C-70°C
Working Voltage-----	DC 5V
Power Adaptor-----	5V 2A
Net Weight-----	0.39Kg
Dimension: L*W*H(mm)-----	150x64x25

5.0 Panel Introduction

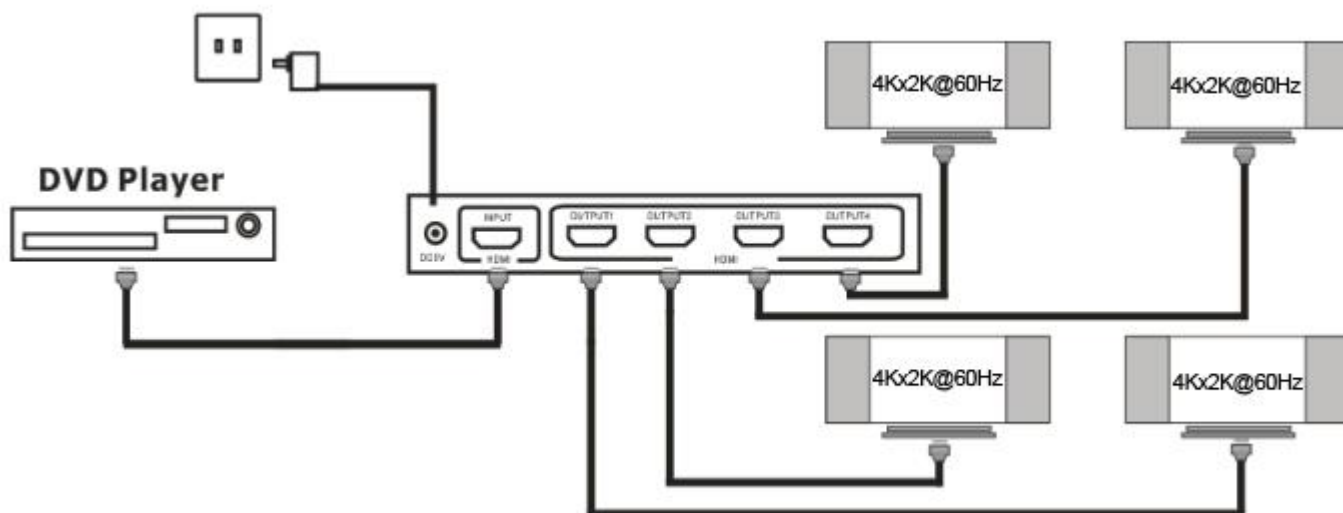


- (1)DC Power input port
- (2)HDMI output port 4
- (3)HDMI output port 3
- (4)HDMI input port
- (5)HDMI output port 2
- (6)HDMI output port 1



- (7)HDMI output 1 indicator
- (7)HDMI output 2 indicator
- (7)HDMI output 3 indicator
- (7)HDMI output 4 indicator
- (8)Signal reset push button
- (9)Power indicator

6.0 Connection diagram



T-103E(3D Ultra HD 4Kx2K@60Hz HDMI 1X4 SPLITTER)

6.01 Connect the HDMI cable between signal source and input port of Splitter.

6.02 Connect the HDMI cable between output port of Splitter and HDTV.

6.03 Connect splitter and power adapter.

6.04 Open the signal source and the power of HDTV, then it works.

Explanation: With different brands of the input or output device, the length of the connecting cables will differ too.

7.0 Installation and Precautions

To avoid electric shock , product damage and to protect your safety , please notice the following:

1.Please slowly plug or unplug signal cables and do not often plug , unplug , or shake them.

2.The equipment should not be placed under the sun , rain and damp or unventilated environment.

3.Liquid items should not be placed on the equipment.

4.Do not install the equipment near heat sources such as fire , power , or other amplifiers that produce heat.

5.Do not insert the metal or other objects to the equipment in addition to connecting cables to ports.

6.Do not demolish the equipment by yourself ; it should be maintained by professional maintenance staff.