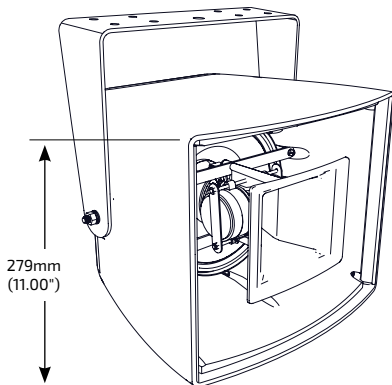


R SERIES
 Point Source

R.35-3896-EN

 THREE-WAY FULL-RANGE (90° x 60°)
 WEATHER-RESISTANT LOUDSPEAKER

APPLICATIONS

MAIN PA (Small to Medium Size Venues)
 Entertainment centers · Background Music/Paging
 Swimming Pools · Meeting Rooms · Theaters ·
 Corporate A/V Systems · Night Clubs

DISTRIBUTED OR FILL (Larger Size Venues)
 Malls · Stadiums · Theaters · Cruise Ships
 Theme / Amusement parks · Factories

DESCRIPTION

The R.35-3896-EN is a fully horn-loaded triaxial three-way, full-range loudspeaker system designed to provide high quality voice and music reproduction in applications requiring extreme weather resistance. It is designed to withstand long-term exposure to tough, environmental conditions and to provide musical performance normally only associated with indoor loudspeakers. The R.35-3896-EN features Community's innovative MultiSource Waveguide™ horn design; the output from the dual midrange compression drivers and 1-inch exit HF driver are combined seamlessly into a single time-coherent source, resulting in excellent musicality, intelligibility and dispersion consistency. The high output, 3-inch voice coil, 8-inch carbon ring cone LF driver features a flange-less frame design that permits a cone area nearly equivalent to a typical 10-inch driver, resulting in high sensitivity and increased LF extension. The low LF/MR passive crossover point results in improved mid-range pattern control and elimination of horn coloration in the LF response.

The Music / Voice switch allows for additional application flexibility. The "Music" setting provides an out-of-the-box flat response and selecting "Voice" provides up to a 5dB boost for increased vocal projection and intelligibility. The LF cone is treated with the same hydrophobic coating as the grille cloth to ensure trouble-free performance in the harshest conditions.

FEATURES

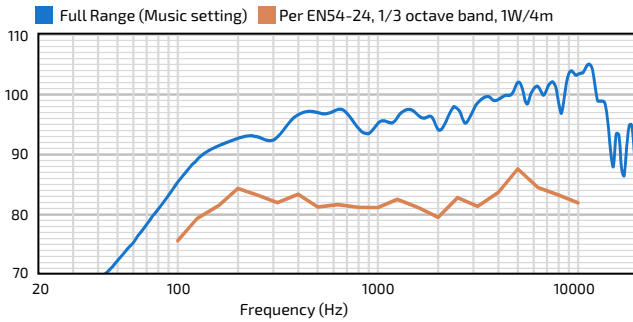
- EN54-24 Certification
- Excellent musicality and intelligibility, low distortion, and high sensitivity and output
- Weather-resistant, compact, high impact ABS plastic modified-trapezoidal enclosure
- Hydrophobically-treated grille and LF driver cones, polymer HF and MR diaphragms, and moisture-sealed crossover

TECHNICAL SPECIFICATIONS¹

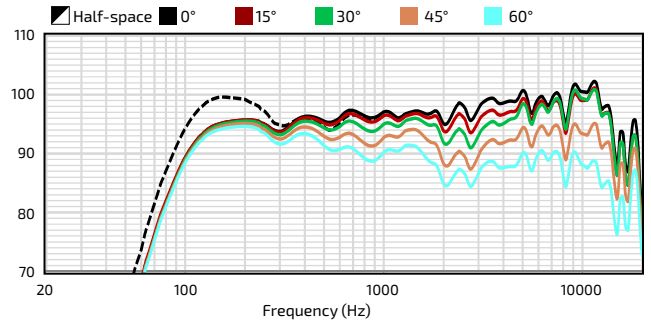
Operating Mode	Passive, Low impedance or 70V/100V				
Operating Environment	All Conditions, suitable for continuous outdoor direct exposure				
Operating Range^{1,2}	95 Hz to 19 kHz				
Nominal Beamwidth	90° x 60°				
Triaxial Transducers	LF 1 x 8" Carbon ring hydrophobically-treated cone, 3" VC MF 2 x 2.35" MultiSource Waveguide™ compression HF 1 x 1" exit compression				
Continuous Power Handling @ Nominal Impedance³	56V	400W @ 8 ohms (1600W peak)			
Sensitivity⁴	1W/1m 1W/4m ⁵	Music		Speech	
		98 dB 82.4 dB		100 dB	
Nominal Maximum SPL⁴ (Whole Space)	@1m ⁶ @4m ^{5,7}	Continuous 124 dB 103.4 dB	Peak 130 dB	Continuous 126 dB	Peak 132 dB
Autoformer Taps/Impedance	25W (70V), 50W (100V) Tap: 143 Ω 50W (70V), 100W (100V) Tap: 75 Ω		100W (70V), 200W (100V) Tap: 41 Ω 200W (70V), N/A (100V) Tap: 23 Ω		
Declared values of SPL 1/3 Oct band CPB, 1W/4m, per EN54-24 (Hz:dB)	500: 69.3, 630: 69.7, 800: 69.2, 1000: 69.2, 1250: 70.5, 1600: 69.1, 2000: 67.5, 2500: 70.8, 3150: 69.4, 4000: 71.7				
Coverage (-6dB) Horiz/Vert per EN54-24	500Hz: 146 / 180 1 kHz: 110 / 110		2 kHz: 88 / 103 4 kHz: 81 / 46		
Required Accessories	Digital Signal Processor; 80 Hz 24 dB / Octave High Pass Filter				
PHYSICAL					
Input Connection	NL4 Speakon-type connector for low impedance operation only; and 7-position terminal strip for low impedance or constant voltage operation				
Mounting/Suspension Points	Two M8 rigging points, zinc-rich epoxy dual-layer powder-coated yoke, included integral safety cable mounting point				
Input Panel Weather Cover	Color-matched ABS plastic with 13.5mm ID gland nut installed in 21mm knockout				
Environmental	IP55W per IEC 60529 (with a recommended 5° down-tilt); designed to meet MIL-STD-810G standard				
Dimensions H x W x D	279 x 330 x 343 mm (11" x 13" x 13.5")				
Weight	15.4 kg (34 lbs) with included yoke				
Finish	Refer to the Technical Drawing				
OPTIONS					
Accessories	R-VTY35: Provides pan-tilt aiming; color-matched zinc-rich epoxy DLPC steel with SS hardware R-FRY35: Provides full rotation mounting capability for down-firing application; color-matched zinc-rich epoxy DLPC steel with SS hardware				

R.35-3896-EN THREE-WAY FULL-RANGE (90° x 60°) WEATHER-RESISTANT LOUDSPEAKER

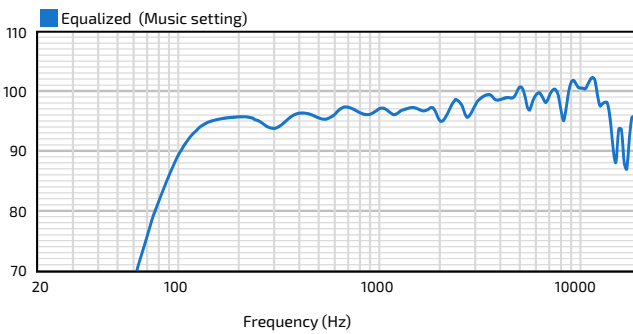
AXIAL SENSITIVITY (dB SPL)



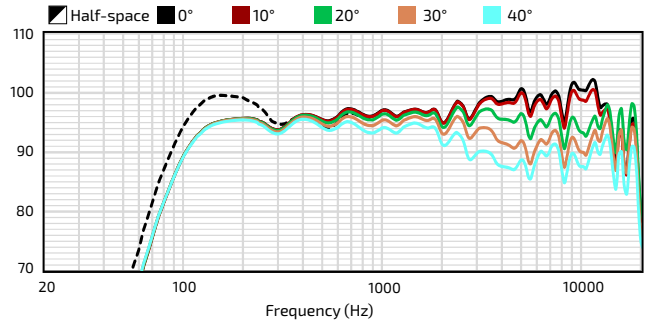
HORIZONTAL OFF-AXIS RESPONSE (dB)



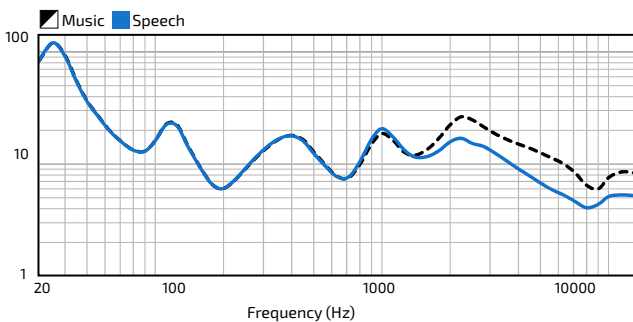
AXIAL PROCESSED RESPONSE (dB)



VERTICAL OFF-AXIS RESPONSE (dB)

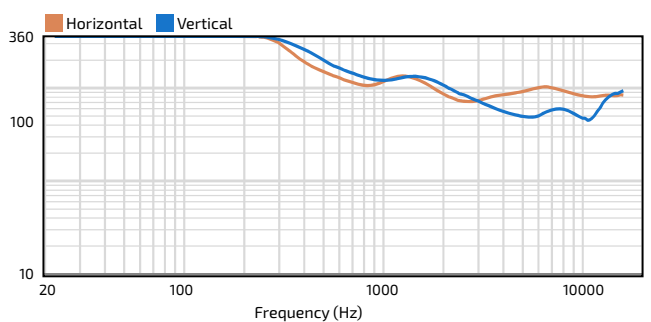


IMPEDANCE (Ohms)

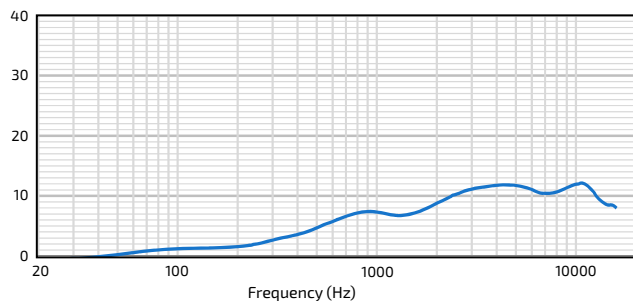


Minimum Impedance:
(Music) 6 ohms @ 9000 Hz, (Speech) 4.1 ohms @ 8000 Hz

BEAMWIDTH (Degrees)



DIRECTIVITY INDEX (dB)



FOOTNOTES

- Operating Range:** 10dB from rated sensitivity
- Axes and Planes:** See Diagram (page 4)
- Continuous Power Handling:** IEC, 2 hours
- Measurement Environment:** All measurements are made in outdoor free-field conditions
- Sensitivity/Max SPL @ 4m (per EN54-24):** "Music" mode must be used for applications necessitating EN54-24 compliance
- Nominal Max SPL @ 1m:** Calculated from continuous power handling and sensitivity @ 1m
- Rated Noise Power (per EN54-24):** The 100W/ 100V and 50W/100V taps are certified for EN54-24 use. Low impedance, all 70V inputs, and 200W/100V tap are not rated for EN54-24 use.

R.35-3896-EN THREE-WAY FULL-RANGE (90° x 60°)
WEATHER-RESISTANT LOUDSPEAKER

TECHNICAL DRAWING / DIMENSIONS / FINISH

H x W x D

279 x 330 x 343 mm
(11" x 13" x 13.5")

Unit Weight

15.4 kg (34 lbs) with included yoke

Shipping Weight

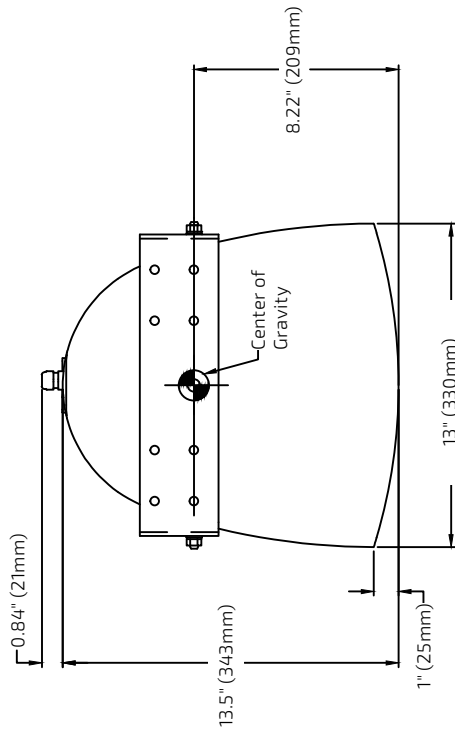
18.1 kg (40 lbs)

Grille

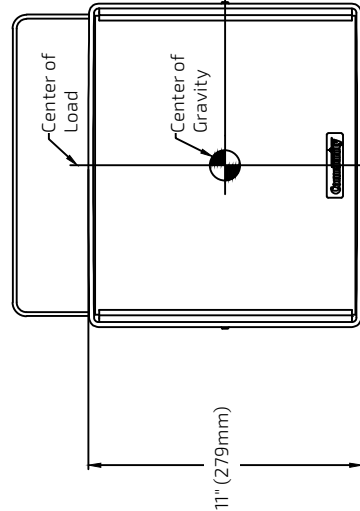
3-layer Weather-Stop™ featuring hydrophobically-treated polyester mesh, foam, zinc-rich dual-layer powder-coated perforated aluminum color-matched to enclosure

Enclosure / Finish

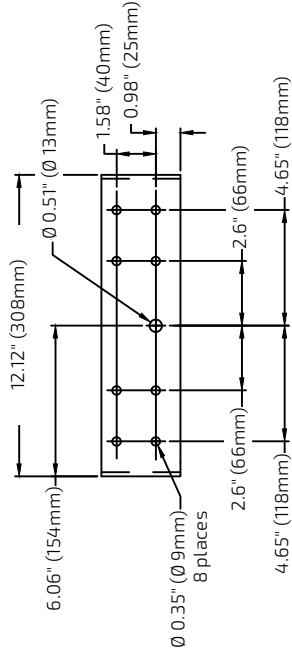
ABS plastic, matte finish, Light Grey (RAL# 7038)



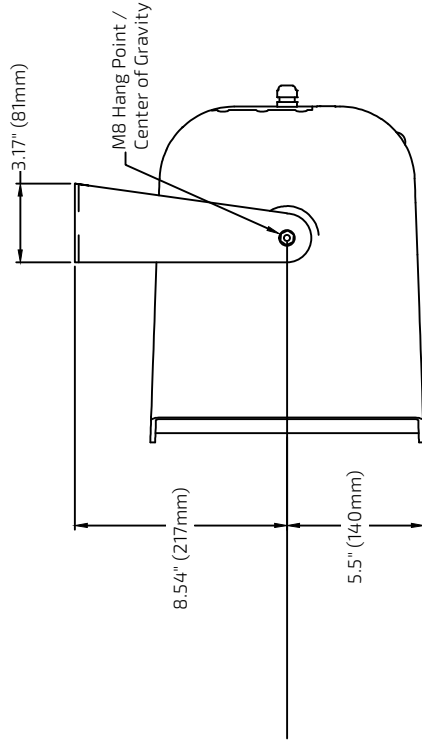
Top



Front



Yoke Hole Dimensions



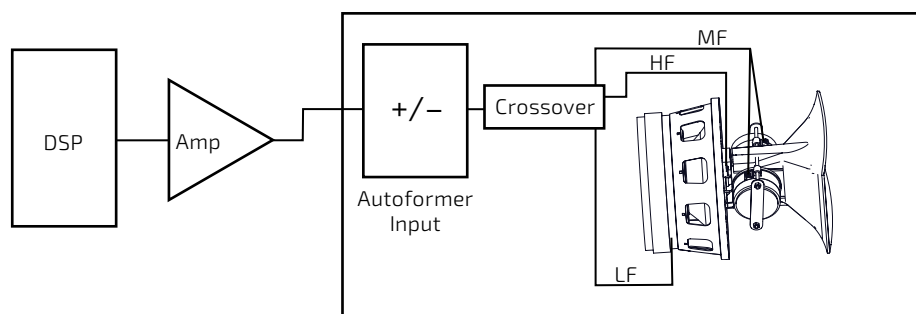
Sides

R SERIES Point Source

R.35-3896-EN

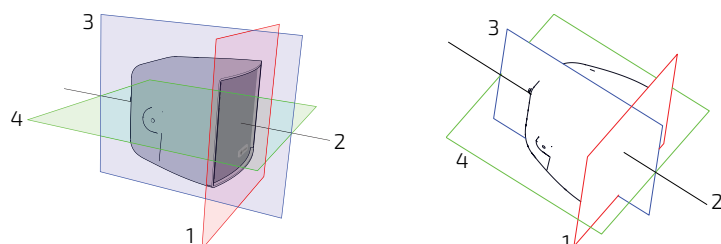
THREE-WAY FULL-RANGE (90° x 60°)
WEATHER-RESISTANT LOUDSPEAKER

CONNECTION DIAGRAMS



Three-way single amp

AXES AND PLANES

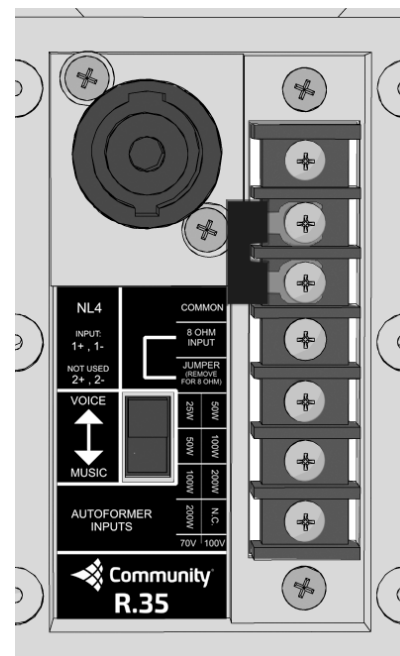


1. Reference Plane (red) is coincident with the center of the loudspeaker grille
2. Reference Axis (black) perpendicular to the reference plane, passing through the center of the grille
3. Vertical Plane (blue) intersects the reference plane at a right angle including the reference axis and the center point of the cabinet's front radius
4. Horizontal Plane (green) intersects the reference plane at a right angle and includes the reference axis

ARCHITECTURAL SPECIFICATIONS

The loudspeaker system shall be a three-way, full-range modified trapezoidal design with one 8-inch (203mm) high-output LF driver mounted triaxially behind a MultiSource Waveguide™ horn containing one 1-inch exit HF compression driver and two 2.35-inch midrange compression drivers. Drivers shall be connected to an integral crossover with crossover frequencies of 850 Hz and 2.7 kHz. The input connections shall be an NL4-type connector and a 7-position terminal strip for standard or autoformer tap operation. There is also a 2-position switch for voice or music applications. The loudspeaker enclosure shall be matte finish high impact ABS plastic with a 1mm perforated aluminum grille backed by hydrophobically-treated polyester mesh and open cell foam. There shall be two M8 rigging points, and an included steel dual-layer powder-coated mounting yoke. The LF horn and cabinet shell are internally fused to create a monolithic, extremely rigid, resonance-free enclosure. The system shall have an operating range of 95 Hz to 19 kHz (10 dB from rated sensitivity) and an input capability of 56V RMS. The loudspeaker shall have user selectable autoformer taps for 200, 100, 50, and 25 watts at 70V and 200, 100 and 50 watts at 100V. The system shall be switchable between 8Ω (bypass) and constant-voltage operation. At the music setting, it shall have a sensitivity at 1W / 1m, 8 ohms nominal impedance, of 98 dB and a continuous maximum output of 124dB in full space. At the voice setting, it shall have a sensitivity at 1W / 1m, 8 ohms nominal impedance, of 100 dB and a continuous maximum output of 126dB in full space. The nominal dispersion shall be 90° H x 60° V. The loudspeaker shall be 279mm (11") H (front) x 330mm (13") W x 343mm (13.5") D and shall weigh 15.4 kg (34 lbs) including the mounting yoke.

Community Professional Loudspeakers
333 East Fifth Street, Chester, PA 19013-4511 USA
Phone (610) 876-3400 • Fax (610) 874-0190
communitypro.com • info@communitypro.com



Input panel

Note: NL4 connection is not available for autoformer operation

CAUTION: Installation of loudspeakers should only be performed by trained and qualified personnel. It is strongly recommended that a licensed and certified professional structural engineer approve the mounting design.