

WX-1294 WET X FULL-RANGE TWO-WAY 12-INCH LOUDSPEAKER (90° X 40°)



TECHNICAL SPECIFICATIONS

SYSTEM

Loudspeaker Type:	Full-range, two-way, weather-resistant
Operating Range:	40 Hz to 22 kHz (-10 dB)
Frequency Response:	63 Hz to 18 kHz (-3 dB)
Max Input Ratings:	600W RMS, 1200W Program 69 volts RMS, 138 volts momentary peak
Maximum Output:	125 dB SPL / 131 dB SPL (peak)
Sensitivity (1W / 1m)	97 dB (63 Hz - 16 kHz 1/3 octave bands)
Free Space SPL:	97 dB (250 Hz - 4 kHz speech range)
Nominal Impedance:	8 ohms, 8.5 ohms @160 Hz minimum
Coverage Pattern:	90° H x 40° V
Axial Q / DI:	12.13 / 10.84, 2 kHz to 16 kHz
Crossover Frequency:	1.5 kHz
Recommended High Pass:	60 Hz 24 dB / Octave

TRANSDUCERS

LOW FREQUENCY

Driver:	1 x 12" cone, 3" voice coil, weather-treated
Sensitivity (1W / 1m):	97 dB (70 Hz - 2.2 kHz)
Power Capacity (Cont/Peak):	600W / 2400W
Nominal Impedance:	8 ohms

HIGH FREQUENCY

Driver:	1 x 2.87" voice coil / 1.4" exit
Sensitivity (1W / 1m):	108 dB (1 kHz - 20 kHz)
Power Capacity (Cont/Peak):	90W / 360W
Nominal Impedance:	8 ohms

PHYSICAL

Input Connection:	12' (4m) SJOW #16-gauge cable with stripped ends
Enclosure:	Trapezoidal fiberglass outer shell and face lined and reinforced with 18mm (7-layer) marine grade plywood
Finish:	Black or White gel coat fiberglass
Mounting/Rigging Provisions:	Two 1/2"-13 rigging points; 304SS zinc-rich dual-layer powder-coated bracket included; Integral 1/2"-13 safety cable mounting point
Grille:	3-Layer Weather-Stop™ backing, 304SS zinc-rich dual-layer powder-coated
Environmental:	IP56 per IEC 529
Dimensions – H x W x D: (horizontal orientation)	16" x 30.5" x 17" (406.4 x 774.7 x 431.8 mm)
Loudspeaker / Unit Weight:	82 lbs (37.3 kg) / 98 lbs (44.5 kg) with bracket
Shipping Weight:	122 lbs (55.3 kg)

CONFIGURE-TO-ORDER (CTO) OPTIONS

Custom Colors:	Custom color exterior-grade paint finish, RAL or custom color matching available
Extra Hang Points:	2 or 3 additional per side (several options available)
Bi-amp:	Includes 4-conductor, 4-color SJOW cable
Transformer:	70V: 400W / 200W / 100W 100V: 400W / 200W
Cable:	Custom length

NOTE: All wattage figures are calculated using the rated impedance.



Available in Black or White (standard)

APPLICATIONS

- Theme and Amusement Parks
- Outdoor Entertainment Centers
- Cruise Ships
- Multipurpose outdoor and indoor venues
- Stadiums
- Music Pavilions
- Musical Fountains
- Water Parks

FEATURES

- 90° x 40° rotatable horn pattern
- Large format waveguide delivers excellent pattern control
- 1.4" (36mm) exit / 2.87" (72.2mm) VC HF transducer
- 12" (305mm) / 3" VC LF weather-treated transducer
- Passive operating mode standard
- All-weather, multi-layer glass composite shell over 18mm 7-layer marine grade plywood interior
- Dual-layer powder-coated 304 stainless steel mounting bracket included
- Stainless steel hardware
- Available with optional built-in 400W transformer for 70V / 100V applications

DESCRIPTION

The WX-1294 is a premium quality, large format, full-range loudspeaker system. The driver complement consists of a 12" (305mm) high power low frequency driver and a 1.4" (36mm) exit / 2.87" (72.9mm) edgewound voice coil compression driver. The large format rotatable horn flare delivers well controlled 90° x 40° dispersion, and utilizes high order crossovers to minimize band overlap.

The WX-1294 is used in passive operating mode. The passive mode is designed to deliver outstanding performance without the use of a processor. A custom bi-amp option can allow greater system flexibility allowing a compatible processor to enhance the LF response.

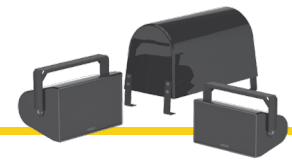
The WET X Series is designed to provide high quality music and voice reproduction in applications requiring extreme weather-resistance. The WET X enclosure features unmatched durability and ruggedness and is engineered for use in permanent installations.

The loudspeaker enclosure and faceplate are constructed of multi-layer glass composite lined with 18mm (7-layer) marine grade plywood, resulting in extreme structural strength. All exposed hardware is stainless steel or powder-coated aluminum extrusion. A weather-resistant 304SS, dual-layer powder-coated horizontal bracket is included for mounting.

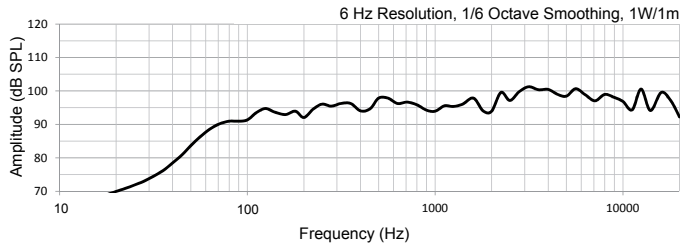
Community strives to improve its products on a continual basis. Specifications are therefore subject to change without notice.

WET SERIES • WET X

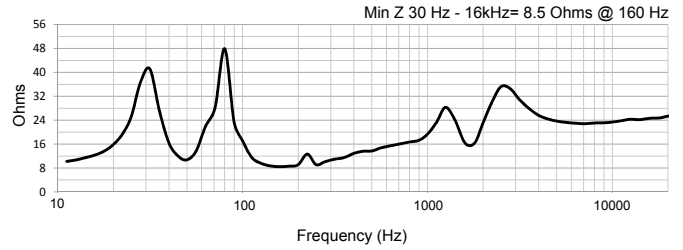
WX-1294 WET X FULL-RANGE TWO-WAY 12-INCH LOUDSPEAKER (90° X 40°)



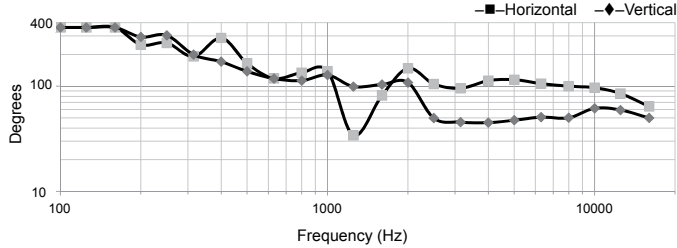
FREQUENCY RESPONSE



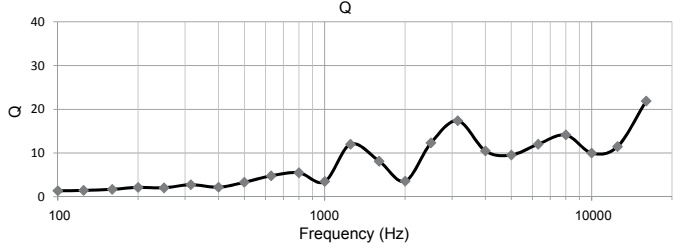
IMPEDANCE



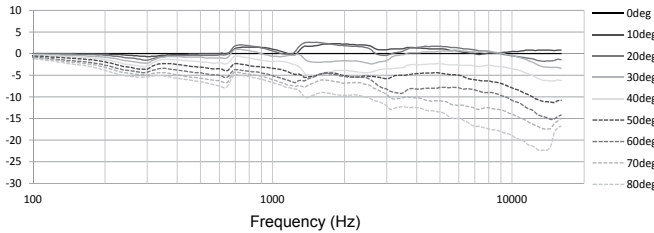
BEAMWIDTH



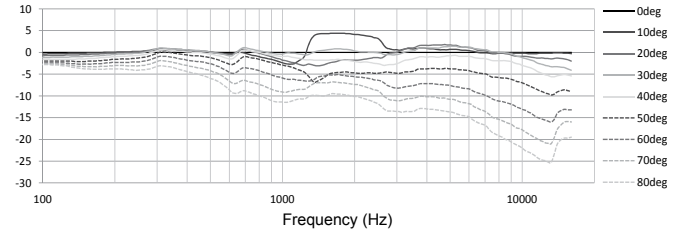
AXIAL Q



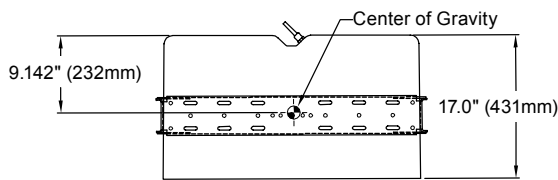
HORIZONTAL OFF-AXIS FREQUENCY RESPONSE LEFT



HORIZONTAL OFF-AXIS FREQUENCY RESPONSE RIGHT

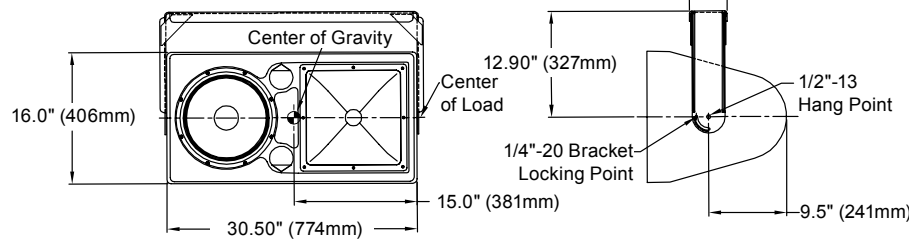
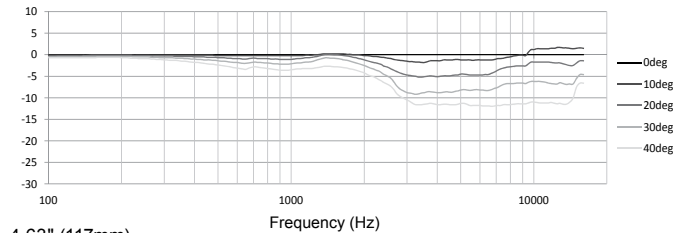


DIMENSIONS



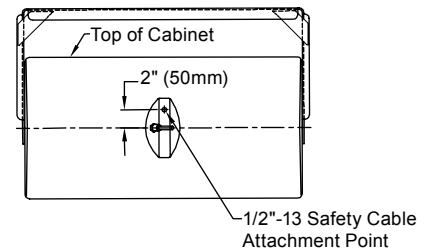
TOP / BRACKET

VERTICAL UP/DOWN OFF-AXIS FREQUENCY RESPONSE



FRONT

SIDES



BACK

ARCHITECTURAL SPECIFICATIONS

The loudspeaker system shall be a two-way, full-range bass reflex trapezoid-shaped design with one 12 in. (305mm) LF driver and one 1.4 in. exit HF driver with a titanium diaphragm mounted to a 90° x 40° HF fiberglass horn. Drivers shall be connected to an integral crossover with a crossover frequency of 1.5 kHz. The input connection shall be one 12' (4m) SJOW #16-gauge cable with stripped ends. The loudspeaker enclosure shall be a multi-layer glass composite with a 16-gauge perforated stainless steel grille backed by open cell foam and a high density polyester mesh cloth. There shall be two 1/2"-13 rigging points. 95% of the shell interior shall be lined with wood, with 18mm 7-layer cross-laminated marine grade plywood on all interior flat surfaces. All wood shall be sealed with fiberglass resin. The system shall have a frequency response of 63 Hz to 18 kHz (-3 dB SPL), an input capability of 69V RMS, 97 dB sensitivity at 1W / 1m at 8 ohms nominal impedance. The nominal dispersion shall be 90° H x 40° V from 2 kHz to 16 kHz. The loudspeaker shall be 16" (406.4mm) H (front) x 30.5" (774.7mm) W x 17" (431.8mm) D and shall weigh 82 lbs (37.3 kg).

CAUTION: Installation of loudspeakers should only be performed by trained and qualified personnel. It is strongly recommended that a licensed and certified professional structural engineer approve the mounting design.