

Ultra Stream™

Quick Start Guide

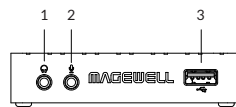
1. Hardware

Packing List

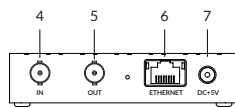
- 1 x Ultra Stream
- 1 x Quick Start Guide
- 1 x 5V Power Adapter

* The actual power adapter may differ according to the PN you chose.

Interfaces

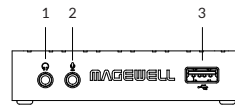


SDI Figure 1

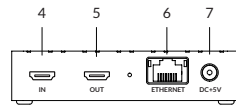


SDI Figure 2

1. Headphones
2. Microphone
3. USB flash drive
4. Video source device: video cam, game console, media player, computer, etc
5. Monitor/TV
6. Wired connection to the Internet
7. Power (Please only use the included plug and cable)



HDMI Figure 1



HDMI Figure 2

2. App Download

OS requirement:

- Android 5.0+
- iOS 9.0+



Scan the QR code to download to your smart phone



Or visit the link below to download

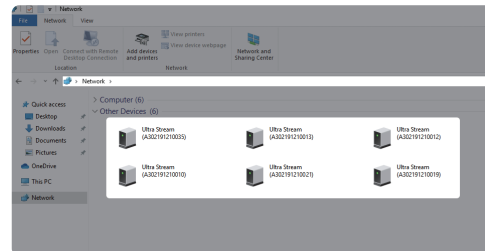
- www.magewell.com/products/ultra-stream-sdi
- www.magewell.com/products/ultra-stream-hdmi

Or search **Ultra Stream** or **Magewell** in the App Store/Google Play

3. Get Started

Configure the device using the Web UI

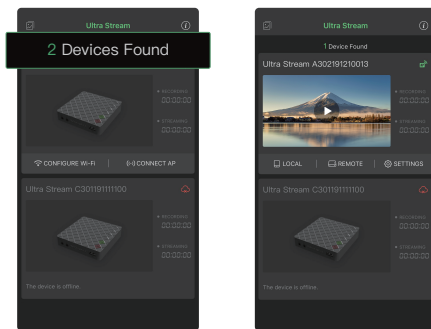
- Connect your device via a wired or wireless Ethernet network and power it up.
- For windows7 / 8 / 8.1/10 users, you can find your Ultra Stream device in the **Network > Other Device** section of the **File Explorer** in your computer connected to the same LAN which the unit is connected to.
- Double click the device icon to open the Web UI.
- Enter the default, case-sensitive user name and password **Admin, Admin** in the **SIGN IN** page. Then you can configure the device after logging in success fully.





Configure the device using the app

- Connect your device via a wired or wireless Ethernet network and power it up.
- Turn on the **Bluetooth** function on your phone, and make it discoverable to nearby devices.
- Turn on the **Wi-Fi** function on your phone and connect your phone to the same LAN which the device is connected to.
- Android 6.0 and above requires authorized **location service**, and the distance between your phone and device should be no more than 10 m.
- Open the **Ultra Stream** app. Follow the on-screen instructions to search your device and make the configuration.



4. Support

If you have any problem using Magewell products or need more technical information, please contact Magewell Technical Support Team at support@magewell.net

5. Warranty

Magewell offers two-year Limited Warranty. The cable and adapter provided as accessories have one-year Limited Warranty.

For more detailed information, refer to www.magewell.com/quality-assurance

"MAGEWELL" and "Ultra Stream" are registered trademarks by Magewell. All other trademarks are the property of their respective holders.

This guide is for reference only and does not constitute any form of commitment. Products and product features (including but not limited to color, size, app, etc.) are subject to change without notice.

Enjoy the latest product performance of Magewell products at our official website www.magewell.com

Subscribe and Like Us!

YouTube channel: Magewell Video Capture Device

